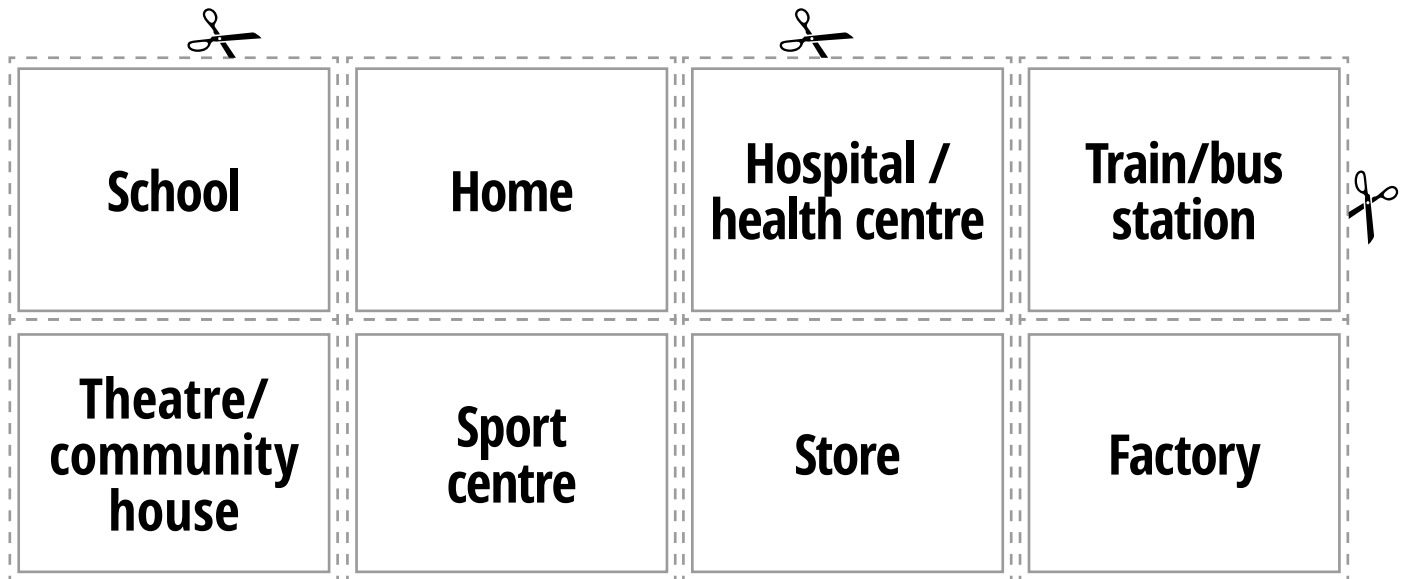



W4.1 PLANNING AND DESIGNING

Building cards



Function groups

Each card provides questions to focus the attention of students.



Maintain strength and form (support human activities; resist strong winds)


Think about:

- How your building will keep its form/shape?
- How will it protect against extreme weather?
- What materials will support this?
- How does nature grow shapes and materials?

Maintain cleanliness and remove pollutants, minimize water use

Think about:

- How does nature separate materials?
- How does nature remove pollutants?
- Store water
- Water and waste management



Maintaining a constant temperature (heating/cooling)

Think about:

- What influences temperature (location of windows, wall types, lighting, appliances, etc.)?
- Ventilation – how air is moved around the building?
- How can natural processes influence temperature?
- Storage energy/heat/cool
- How can energy use be minimised? How can it be produced?

Well-being, manage natural light

Think about:

- Inner design, colours
- Lighting
- Creating calm and harmony
- Cooperation between (human) users
- How to maximise movement?
- How to communicate information to users?
- Providing space to meet and gather
- Nature in house

